



RESEARCH RESOURCES

Google Tricks, Extensions, Tools & Add-Ons that will make you more productive!


#1



Google Docs Research Tool

In Google Docs, go to Tools > Research. From the sidebar, you can search 7 different types of information. You can also filter by usage rights & insert the citation directly into your document!

#2



Make good Google Searches

One of the biggest mistakes you can make is by doing poor searches and only looking at the first page of results. Use keywords (and think of alternatives), quotes, hyphens to exclude words from the search & the advanced search feature.


#3



Keyboard Shortcuts

Shortcuts like Ctrl + F to find a word or phrase in a document or website can cut tons of time off your searching!


#4



Bookmarking Extensions

Using extensions like Evernote & Diigo can help you organize your sources with tags. You can also highlight and make notes on the website itself!


#5



Stay Focused Extension

Is the thought checking Facebook driving you crazy?! This extension will block any websites that are causing you distraction so you can get your work done.

#6



Citable Extension

Another helpful tool is the Citable extension, which allows you to save quotes into a Google Sheet, which allows for collaboration. Citable also collects the URL, tags, dates and more! You can print your notes in a variety of ways too!


#7



Google Scholar Button

With this extension, you can search Google Scholar from any web page. Just highlight and click the button! This is great when reading a journal it refers to another source. You no longer have to go on a long search to find it.

#8



Scribble Add-On

This Google Doc Add-On allows you to take annotations and quotes from your Scribble account directly into your Google Doc as cited quotes (must install the Scribble extension first).

Conclusion

You can use all the tools and tricks that are out there, but great research comes from critical thinking, hard work and lots of revision. These tools can aid in that process and make it a little easier. Your librarian is also a great resource in helping finding sources, along with databases like EBSCO.

All extensions can be found on the Google Chrome Store.